www.geomatrix.co.uk
sales@geomatrix.co.uk
Tel: 01525 383438

Electre Pro Data Sheet

Electre Pro is an intuitive software package for creating sophisticated quadrupole sequence files which can be uploaded to the Syscal Pro or Elrec Pro Resistivity and Induced Polarisation meters. Complex 2D & 3D array geometries can be established quickly and verified prior to committing to data acquisition.

The electrode geometry can be calculated automatically and subsequently modified manually if obstacles need to be avoided. Individual electrodes can be disabled (switched off) if suitable electrode contact cannot be established.

As well as being able to set the typical stack rate and polarisation time the software offers the ability to specify a maximum injection Current & Voltage, or a minimum potential difference measured across potential dipoles. Such control enables the system to be optimised for both highly resistive and highly conductive environments.

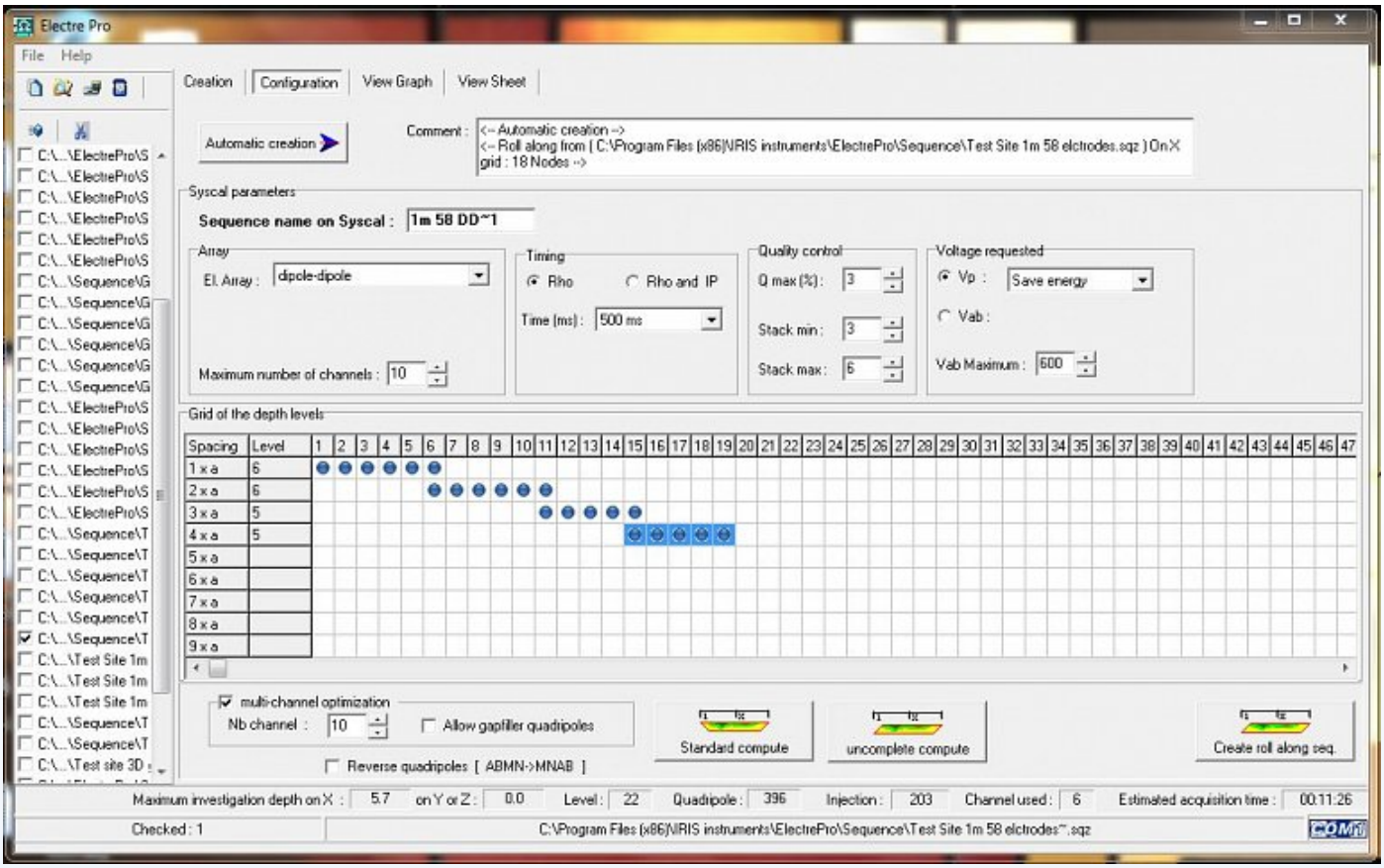

Electre Pro_Alpha and N seperations for Dipole Dipole array clip.

To take full advantage of the multi-channel capability of the Syscal Pro and Elrec Pro the Electre Pro software will automatically optimise data acquisition sequences to utilise the maximum number of channels based off the array type selected. In addition a function call ‘Gapfiller’ will measure quadrapoles, with idle channels, which don’t abide by the array type selected.

Once all possible quadrupoles are calculated an estimate of the completion time is presented.

The spatial density of measurements can be analysed in a graphical display and the measurement routine animated to show how the instrument will perform the readings.

Geomatrix Earth Science Limited, Unit 20 Eden Way, Pages Industrial Park, Leighton Buzzard, Bedfordshire, LU7 4TZ

www.geomatrix.co.uk
sales@geomatrix.co.uk
Tel: 01525 383438

Technical Specifications

Communication:	USB,or Serial (RS232)
Operating System (OS):	Windows XP-10
Processor:	1GHz
RAM Memory:	1Gb

Gallery

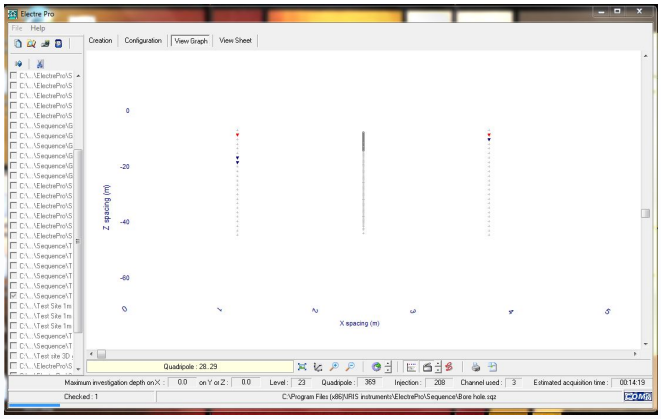

2D illustration of cross hole measurement sequence

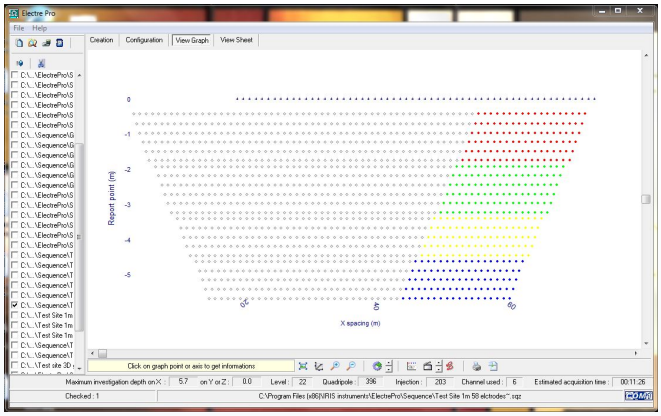

2D illustration of roll-a-long measurement sequence, this view can be used to analyse the spatial distribution of measurement points.

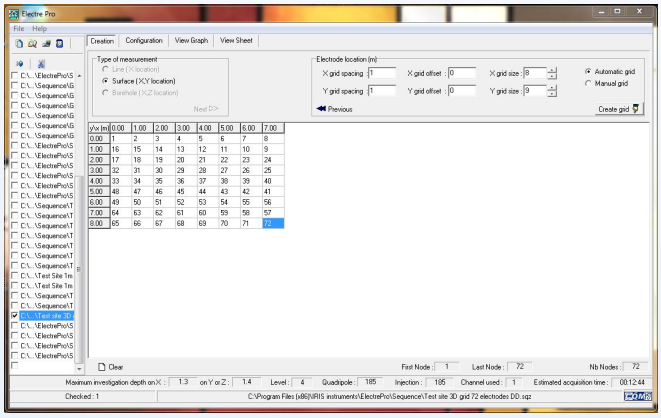

Demonstration of how to enter the electrode geometry for a 3D resistivity survey in Electre Pro.

Geomatrix Earth Science Limited, Unit 20 Eden Way, Pages Industrial Park, Leighton Buzzard, Bedfordshire, LU7 4TZ

www.geomatrix.co.uk
sales@geomatrix.co.uk
Tel: 01525 383438

Videos

WennerSequence
https://www.youtube.com/watch?v=c5GgA2rk_ko

DipDipSequence
https://www.youtube.com/watch?v=LLmtb6hlo2k

AutoSequence
https://www.youtube.com/watch?v=QL5yFudmauE

RollSequence
https://www.youtube.com/watch?v=T24KKYRWPOM

UniqueElectrodes
https://www.youtube.com/watch?v=hieXcIPq7yc

Geomatrix Earth Science Limited, Unit 20 Eden Way, Pages Industrial Park, Leighton Buzzard, Bedfordshire, LU7 4TZ